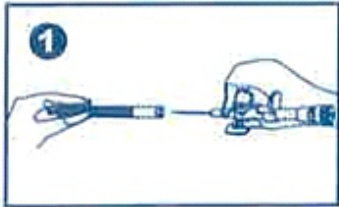




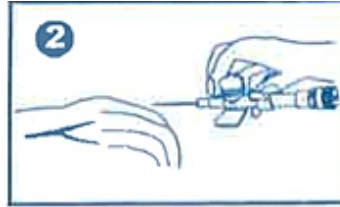
# ACCU-VEIN™ / EASY-VEIN® & EASY-FLON™

## IV Cannula with wings & with injection port

### INSTRUCTIONS FOR USE:



1 Remove the needle cover.



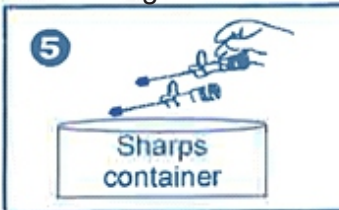
2 Grip the Cannula from the injection port and housing hub protection.



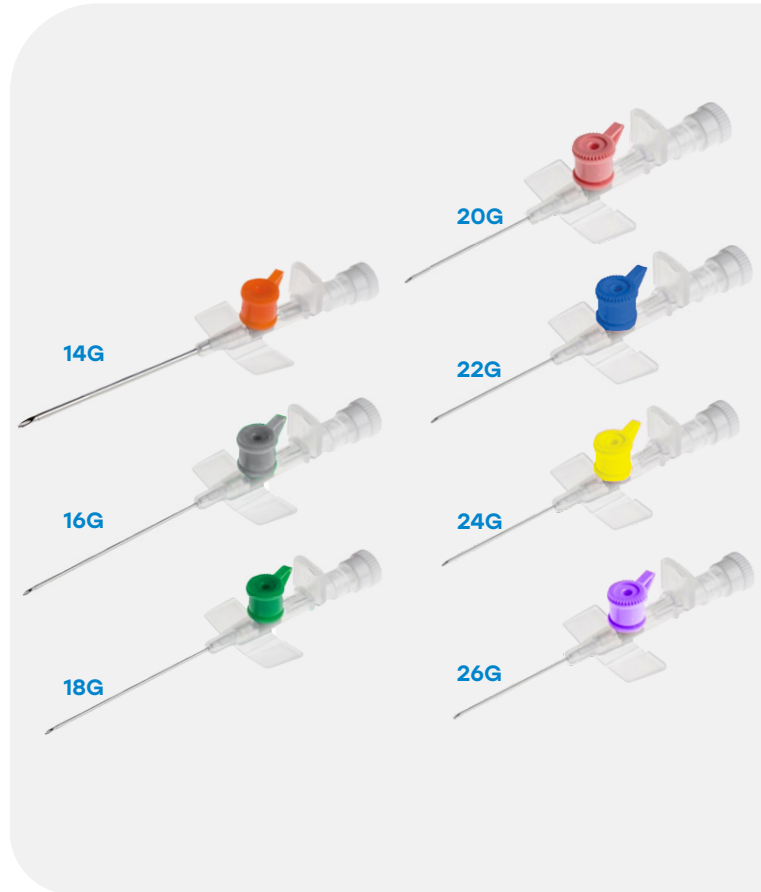
3 Insert Cannula into vein at a low angle.



4 Withdraw the needle gently and do not re-insert the needle once with-drawn to avoid puncturing catheter.



5 Dispose-off safely.



### EXPLANATION OF SYMBOLS:

- Caution
- Manufacturer
- Country of manufacture
- Do not resterilize
- See instructions for use.
- Keep away from sunlight
- Do not reuse
- Fluid path
- This side up
- Do not use hook

- Medical device
- Unique device identifier
- Individual sterile barrier system with outer protective packaging
- Authorized representative in the European Community
- Biological risks
- Catalog number
- Batch code
- Use by date
- Temperature limit
- Do not use if package is damaged and see instructions for use.

- Non-pyrogenic
- Sterilized by irradiation
- Handle with care
- Maximum stacking
- Prescription use
- Model number
- Unique sterile barrier system
- Date of manufacture
- Fragile, handle with care
- Keep dry

## SPM Medicare Pvt. Ltd.

(An EN ISO 13485 Certified Company)  
Corp. & Mfg. Address:

B-40, Phase-II, Noida, Gautam Buddha Nagar-201305, U.P., INDIA  
Customer Care: +91-8407070718 E-mail : info@sppmedicare.com  
Website : www.sppmedicare.com